Parktown

Deer Park, TX

Demographic Summary Report

2020 Census, 2024 Estimates & 2029 Projections
Source: Synergos Technologies, Inc

Current Year Demographics	1-Mile Radius	3-Mile Radius	5-Mile Radius	10-Min Drive
Current Population	16,174	83,680	175,826	117,131
Total Daytime Population	17,436	130,288	220,635	169,086
Workplace Population	8,581	42,350	77,578	57,197
Average Household Income	$103,139	$100,055	$99,546	$102,223
Median Household Income	$82,845	$79,998	$74,841	$78,245
Total Households	5,859	29,182	60,394	40,441
Median Home Value	$259,935	$258,853	$244,371	$250,365
College (4+)	21.5%	20.4%	18.6%	19.4%
Total Consumer Spending/Capita (Weekly)	$430	$428	$424	$428
% of Households with Children	25.7%	32.0%	32.6%	32.3%
2029 Demographic Projections				
Projected Population	15,846	84,250	175,990	117,656
Projected Annual Growth Rate	-0.4%	0.1%	0.0%	0.1%
Projected Total Growth Rate (5-Yr)	-2.0%	0.7%	0.1%	0.4%

3-Mile Radius Section Detail

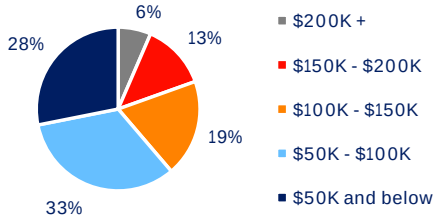

Household Income

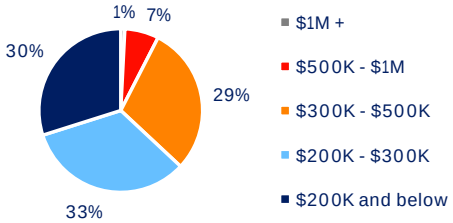

Home Value

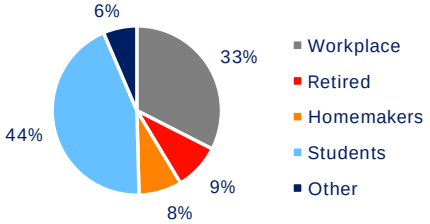

Daytime Population

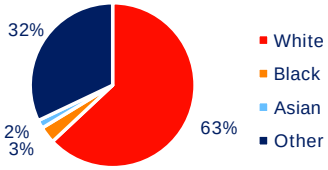

Hispanic Origin: 48.8%

Race

BRIXMOR®